

Official (Closed) Non-sensitive

Applying for Nursing Registration and Enrolment



SINGAPORE NURSING BOARD

Application for Registration/ Enrolment

Instructions on How to Apply For Registration



WHO WE ARE

CPE EVENTS

ANNOUNCEMENTS

PUBLICATIONS & FORMS

USEFUL LINKS

CONTACT US



NURSES AND MIDWIVES

Registration/ Enrolment



Application for Registration/ Enrolment



» Local Graduates

» Foreign Trained Nurses / Midwives

» SNB Licensure Examinations

Login Guide for Nurses



Update Particulars



Additional Qualifications



Resize Text: |

[Home](#) » [Registration/ Enrolment](#) » [Application for Registration/ Enrolment](#) »

Local Graduates

Fitness to Practice Advisory

The [attached guidelines](#) for nursing students considering enrolment into nursing programmes are applicable for nursing graduates applying for registration/ enrolment with SNB. This is to ensure Registered Nurses/ Enrolled Nurses are fit to practise.

Eligibility

An applicant who wishes to apply for registration/enrolment is required to have successfully completed one of the following SNB-accredited [Pre-registration/Pre-enrolment Nursing Programmes](#) conducted in Singapore.

a) Graduates of the following programme(s) are eligible to apply for registration with SNB as Registered Nurses (RNs):


Related

- » [Nurses and Midwives Act 1999](#)
- » [Step-by-Step Guide on Registration Application \[PDF, 2572KB\]](#)
- » [Contact Info](#)
- » [SNB Fees](#)



The screenshot shows the Singapore Nursing Board website. At the top, there is a navigation menu with links: WHO WE ARE, CPE EVENTS, ANNOUNCEMENTS, PUBLICATIONS & FORMS, USEFUL LINKS, and CONTACT US. Below the navigation is a 'Welcome' banner with a photo of a smiling nurse and a 'LEARN MORE' button. The main content area is divided into three columns. The left column is a sidebar with a 'NURSES AND MIDWIVES' header and several menu items: Registration/ Enrolment, Renewal of Practising Certificate(s), Advanced Practice Nurse, Guidelines and Standards, Accreditation of Nursing Education Programmes, Continuing Professional Education (CPE), and Feedback / Frequently Asked Questions. At the bottom of this sidebar is a 'Login' button for nurses and registered users, which is highlighted with a red box and a red arrow. The middle column features an 'Announcements' section with three items: 'Introduction of Computer Based Testing for SNB Licensure Examination' (dated 28 Nov 2024), 'FY2023 Environmental Sustainability' (dated 25 Nov 2024), and 'Renewal for Practising Certificate' (dated 25 Nov 2024). The right column contains a 'Random review of employment records' notice. A large red callout bubble with green text is overlaid on the page, pointing to the 'Login' button. The text inside the bubble reads: 'For those who are already Enrolled Nurses, please log in using your N-number. You will skip the Pre-application stage.'






WHO WE ARE CPE EVENTS ANNOUNCEMENTS PUBLICATIONS & FORMS USEFUL LINKS CONTACT US Q

Welcome

The Singapore Nursing Board (SNB) is the regulatory authority for nurses and midwives in Singapore. We aim to protect the public through licensure and regulation of nursing/midwifery education and practice.

[LEARN MORE >](#)



NURSES AND MIDWIVES

- [Registration/ Enrolment](#)
- [Renewal of Practising Certificate\(s\)](#)
- [Advanced Practice Nurse](#)
- [Guidelines and Standards](#)
- [Accreditation of Nursing Education Programmes](#)
- [Continuing Professional Education \(CPE\)](#)
- [Feedback / Frequently Asked Questions](#)

Login
FOR NURSES / REGISTERED USERS

Pre-Application
FOR NEW APPLICATION

Announcements [View More >>](#)

28 Nov 2024 16:30
Introduction of Computer Based Testing for SNB Licensure Examination

25 Nov 2024 10:00
FY2023 Environmental Sustainability Disclosure

25 Nov 2024 10:00
Renewal for Practising Certificate (PC) for Year 2025 – Last week to renew PC before late application fee applies

Random review of employment records

If it is found that nurses have not been practising nursing for a continuous period of 5 years, they will not be allowed to renew their Practising Certificates until they have completed a Return-to-Nursing (RTN) Programme. For more information, please contact us.

For more information on how to update your particulars with SNB, please click here.

For more information on RTN programmes, please click here.

Quick Links

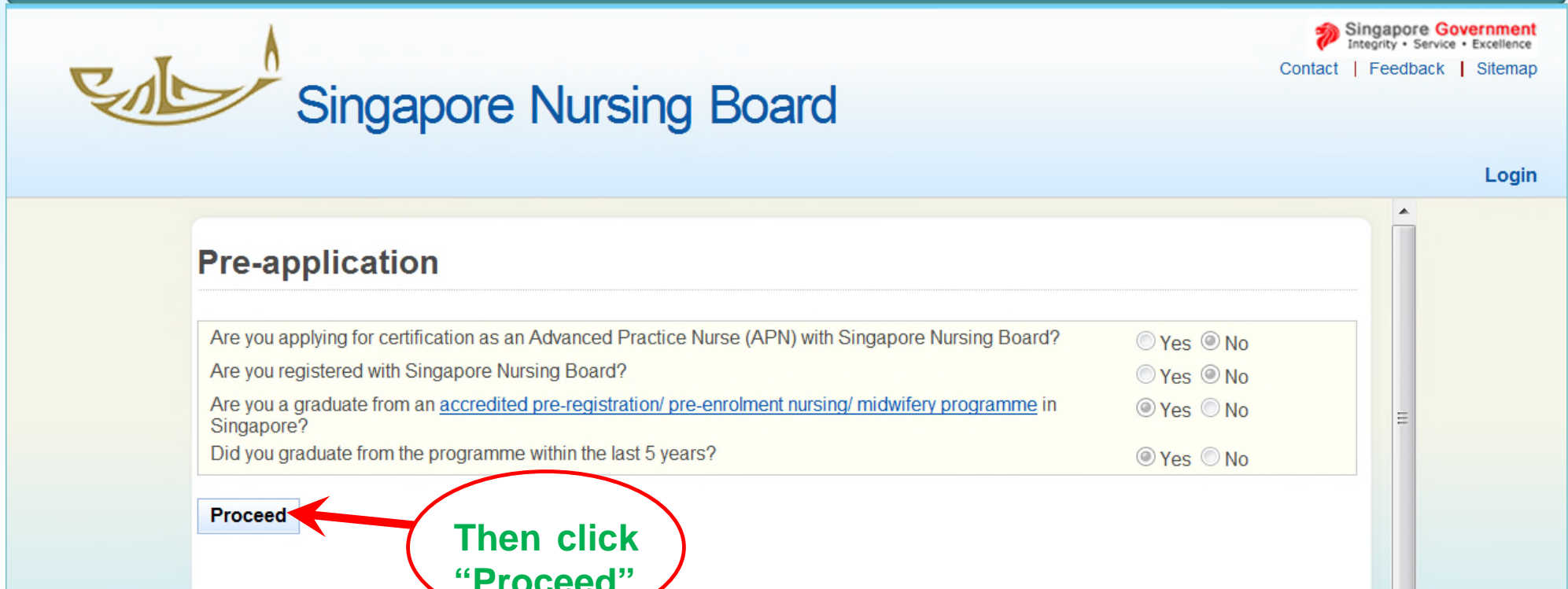
- >> Nurses and Midwives Act 1999
- >> Renewal of Practising Certificate(s)
- >> Renewal of APN Practising Certificate
- >> Accredited Nursing Programmes


For others, click here to begin




Application For Registration/ Enrolment

1) Complete Pre-application Questions:



 **Singapore Nursing Board**

 Singapore Government
Integrity • Service • Excellence

[Contact](#) | [Feedback](#) | [Sitemap](#)

[Login](#)

Pre-application

Are you applying for certification as an Advanced Practice Nurse (APN) with Singapore Nursing Board? Yes No

Are you registered with Singapore Nursing Board? Yes No

Are you a graduate from an [accredited pre-registration/ pre-enrolment nursing/ midwifery programme](#) in Singapore? Yes No

Did you graduate from the programme within the last 5 years? Yes No

Proceed

Then click "Proceed"

Application For Registration/ Enrolment

2) Complete Your Particulars : Please ensure that you have entered your name as it appears on your NRIC or passport and that you have entered a valid email address.



Particulars Of Applicant

*Identification Type	<input type="text" value="--Select Here--"/>
*Identification No.	<input type="text"/>
*Country of Issue for Identity No.	<input type="text" value="--Select Here--"/>
Auth Code	<input type="text"/> 6 s y

Then click
"Proceed"





Acknowledgement for Pre-application

Please note that your Temporary Registration Number is as follows:


Temporary Registration Number XN021604

Please print / save this page for your reference. Do quote this Temporary Registration Number when enquiring about the progress of your application

Please click "SingPass" icon to login using your SingPass to continue with your application

[Rate this service](#)

Print

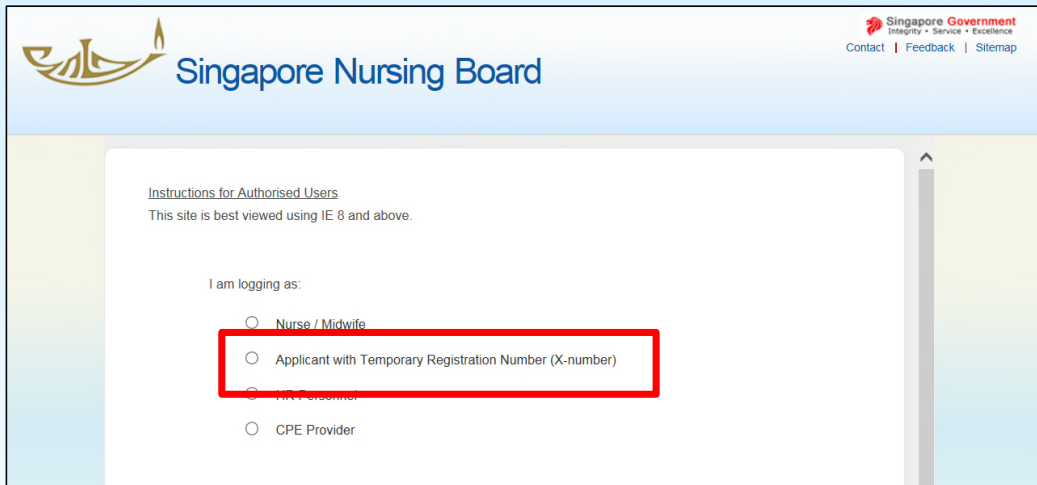


Note:

- a) From 15 Jan 2017, all new applicants who are Singapore citizens or PRs must login using SingPass with 2FA.
- b) All other Foreigners : Employer HR can apply on your behalf



For SingPass users



1:
Select login as “Applicant with Temporary Registration Number (X-number)”

2:
Click on the icon “For Individual Users”

Click here to login by SingPass

For Individual Users

Log in with Singpass



For users unable to login using Singpass, please click [here](#)

You need **singpass 2FA** to file taxes & access over 100 services

To set up your 2FA:

- 1) Log in to your Singpass account & follow the instructions on the screen
- 2) A PIN mailer will be mailed to you
- 3) Activate your 2FA using the mailer



It will take up to 10 working days to set up 2FA. Please plan in advance before transacting online.



3: Login with your SingPass app

singpass

Beware of scam calls, SMS or emails ^

We were alerted to users receiving calls informing them of an urgent Singpass account termination. This call is a scam and not from Singpass. Please do not follow the instructions or respond to the scammer. Call the Singpass hotline to report it immediately.




Log in with Singpass

Your trusted digital identity

**Scan with SingPass app
or use Password login**

Singpass app Password login

Scan with Singpass app
to log in



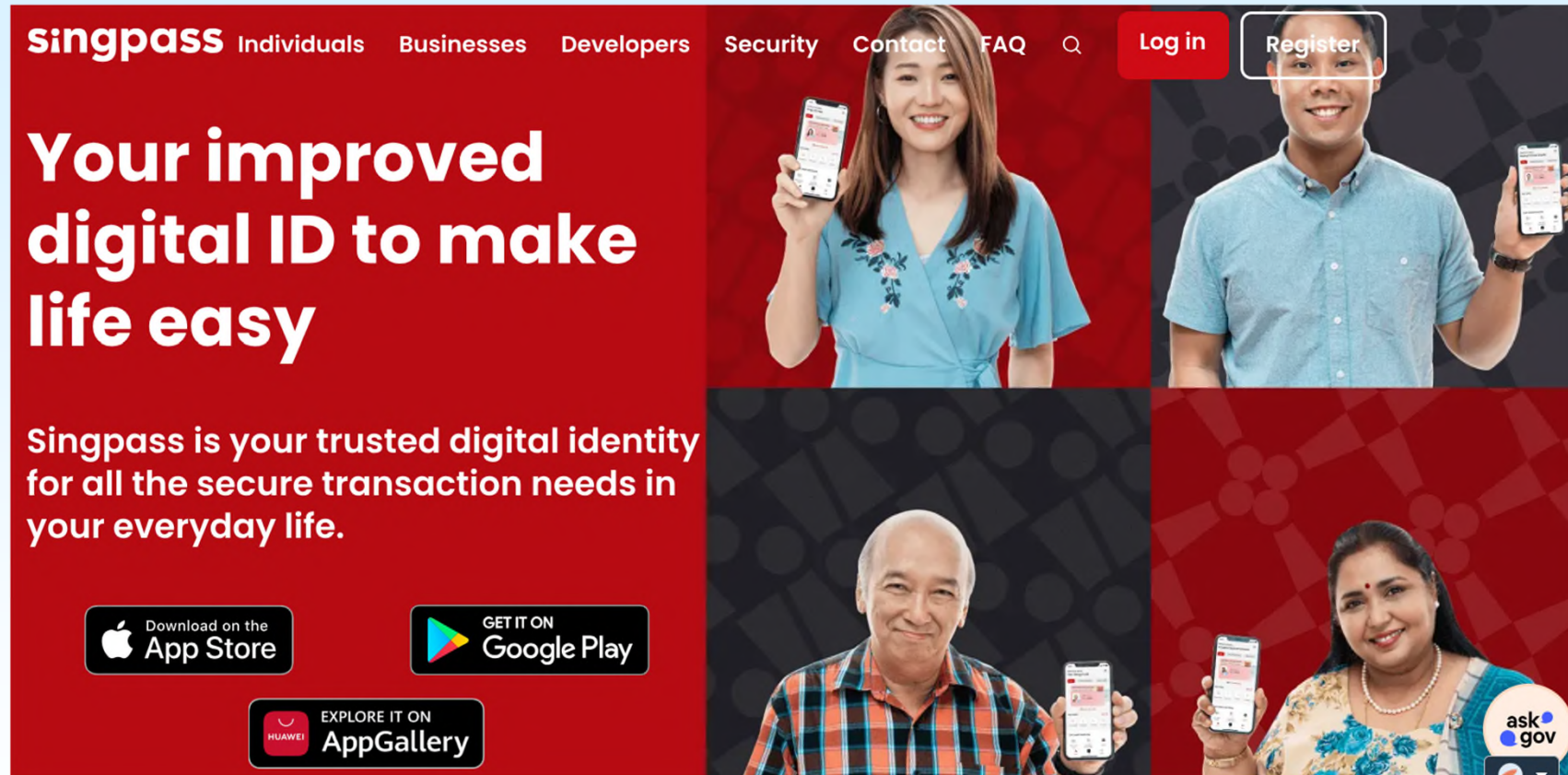
singpass

[Register for Singpass](#)

[Download Singpass app](#)



Login to SNB Account Via SingPass

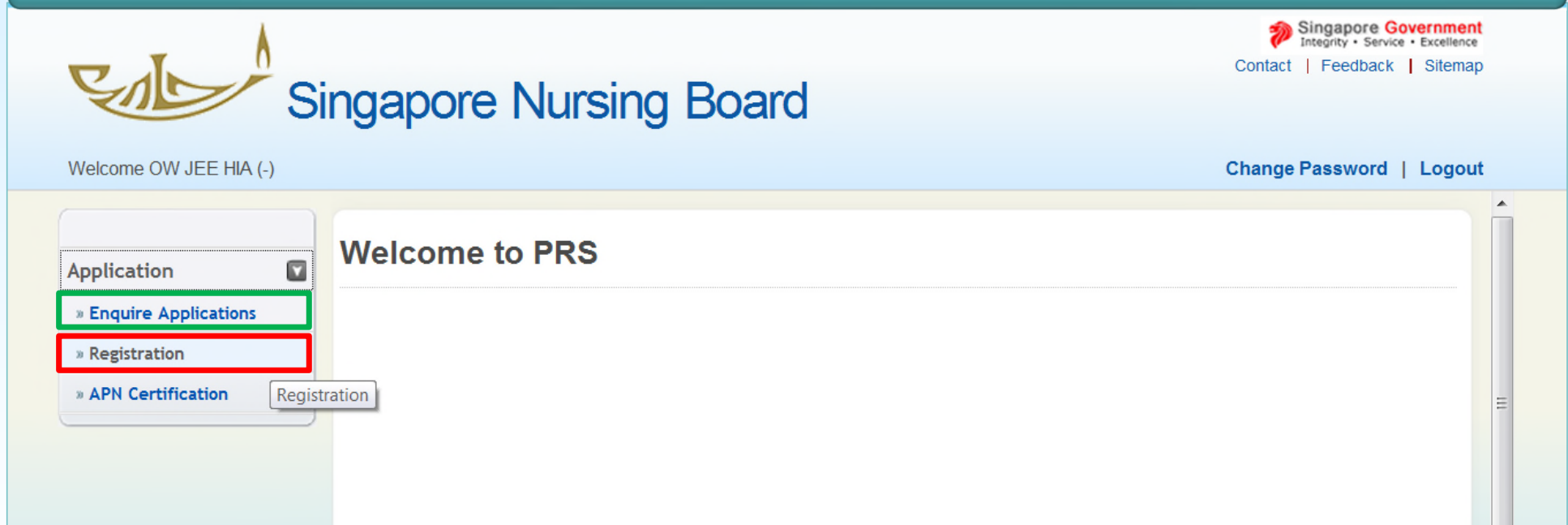


The image shows a promotional banner for SingPass. At the top left, the SingPass logo is displayed in white on a red background. To its right are navigation links: 'Individuals', 'Businesses', 'Developers', 'Security', 'Contact', 'FAQ', and a search icon. Further right are 'Log in' and 'Register' buttons. The main text on the left reads 'Your improved digital ID to make life easy' in large white font. Below this, it says 'Singpass is your trusted digital identity for all the secure transaction needs in your everyday life.' At the bottom left are three app store download buttons: 'Download on the App Store', 'GET IT ON Google Play', and 'EXPLORE IT ON AppGallery'. The right side of the banner features four photos of diverse Singaporeans (two women and two men) holding up their smartphones displaying the SingPass app interface. An 'ask gov' logo is visible in the bottom right corner of the banner.

- Foreign RN / EN to apply for SingPass after receiving your workpass. Please visit www.singpass.gov.sg for more details on activating your SingPass login.

Application For Registration/Enrolment

6) Home Page



The screenshot shows the Singapore Nursing Board's PRS (Professional Registration System) Home Page. The page features the Singapore Government logo and the Singapore Nursing Board logo. The user is logged in as "OW JEE HIA (-)". The main navigation menu includes "Enquire Applications", "Registration", and "APN Certification". The "Registration" option is highlighted with a red box. The page content displays "Welcome to PRS".

Singapore Government
Integrity • Service • Excellence
Contact | Feedback | Sitemap

Singapore Nursing Board

Welcome OW JEE HIA (-) [Change Password](#) | [Logout](#)

Application

- » Enquire Applications
- » Registration
- » APN Certification

Welcome to PRS

- Select “Enquire Application” if checking the status of your application or to retrieve “Draft Application”.
- Select “Registration” when applying for Enrolment/Registration as Enrolled Nurse/Registered Nurse.



Application For Registration/Enrolment

7) Application is launched. Complete all required questions and submit relevant documents:



The screenshot displays the Singapore Nursing Board website. At the top left is the logo and name "Singapore Nursing Board". To the right is the Singapore Government logo with the tagline "Integrity • Service • Excellence" and links for "Contact", "Feedback", and "Sitemap". Below the logo, it says "Welcome OW JEE HIA (-)" and "Change Password | Logout". A navigation menu includes "Instruction", "Personal", "Qualifications", "Employment", "Documents", "Declaration", "Confirmation", "Payment", and "Acknowledgement". The main heading is "Instructions For Online Registration Application". A sidebar on the left has a red arrow pointing to the "Application" menu, which includes "Enquire Applications", "Registration", and "APN Certification". The main content area contains the following text:

Instruction for Application for Registration/Enrolment For Graduates of Local Pre-registration/ Pre-enrolment Programmes

Please refer to [this webpage](#) for detailed instructions on how to apply for registration/enrolment with the Singapore Nursing Board.

Please ensure that you have read and understood all instructions before you start applying, including the mandatory documents to submit. There are some documents which are mandatory for your application but which you may not be prompted by the system to submit. If you fail to submit these documents, your application may be delayed.

For further clarifications or enquiries, please email to snb_register@snb.gov.sg, with the subject heading <Application for Registration/Enrolment>.



Application For Registration/ Enrolment

8) Select the correct Type of Register.

Type of Register : **Registered Nurse** for NUS, NYP, NP graduates

Type of Register : **Enrolled Nurse** for ITE graduates

The screenshot shows the Singapore Nursing Board's application portal. The header includes the Singapore Government logo and the text 'Singapore Nursing Board'. A navigation bar contains tabs for 'Instruction', 'Personal', 'Qualifications', 'Employment', 'Documents', 'Declaration', 'Confirmation', 'Payment', and 'Acknowledgement'. The 'Personal' tab is active. The main content area is titled 'Application for Registration' and includes a sidebar with 'Application', 'Enquire Applications', 'Registration', and 'APN Certification'. The 'Registration Details' section contains a form with the following fields:

- I am also trained in other profession: --Select Here--
- *Type of Register / Roll: --Select Here-- (dropdown menu open, showing options: Registered Nurse, Registered Nurse (Psychiatric), Registered Midwife, Enrolled Nurse)
- *Identification Type
- *Identification No.
- *Salutation: Ms
- *Full Name as shown in NRIC/FIN/Passport: OW JEE HIA
- *Surname / Family Name



Qualification Details

Singapore Nursing Board

Welcome OW JEE HIA (-)

Qualifications

Change Password | Logout

Instruction Personal **Qualifications** Employment Documents Declaration Confirmation Payment Acknowledgement

Application for Registration

Note: All Fields marked with asterisk (*) are mandatory.

Qualifications of Applicant

Highest Education Level	Bachelor Degree
Basic Nursing / Midwifery Qualification Obtained	
*Country	Singapore
*University / Institution	National University of Singapore
*Qualification Type	Basic
*Qualification	Bachelor of Science in Nursing
Abbrev. Of Qualification	BSc Nursing
Subject Area / Specialty	Nursing
Programme Type	<input checked="" type="radio"/> Full-time <input type="radio"/> Part-time
Course Duration	36 months
Start Date	<input type="text"/>
End Date	<input type="text"/>
*Year Obtained	2013
*Twinning Programme	<input type="radio"/> Yes <input checked="" type="radio"/> No



Employment Details

Singapore Nursing Board

Welcome OW JEE HIA (-)

Singapore Government
Integrity • Service • Excellence
[Contact](#) | [Feedback](#) | [Sitemap](#)

[Change Password](#) | [Logout](#)

Application

- » [Enquire Applications](#)
- » [Registration](#)
- » [APN Certification](#)

Instruction Personal Qualifications **Employment** Documents Declaration Confirmation Payment Acknowledgement

Application for Registration

Note: All Fields marked with asterisk (*) are mandatory.

Current (Singapore) Employment Details

*Activity Status	Residing in Singapore, but not workin
If Not Working, state reason	Looking for a job

Proposed (Singapore) Employment Details

Activity Status	Working Full-time in Singapore
Appointment	Staff Nurse
Name of Institution / Organisation	SINGAPORE GENERAL HOSPITAL, -, Outram Road -, Outram Road Singapore 169608
Nature of Work	--Select Here--
Department / Division	Department of Nursing
Date Joined	dd/mm/yyyy
Date Left	dd/mm/yyyy

Principal Place of Practice



Completing Your Employment Details

- 1) If you do not have an offer of employment, please select “Residing in Singapore but not working” and then select your reasons for not working. Update this information for both “**Current Employment**” and “**Proposed Employment**”. There is no need to update “Principal Place of Practice”.

- 2) If you have an offer of employment,
 - a) for “**Current Employment**”, please select “Residing in Singapore but not working” and then select your reasons for not working.
 - b) For both “**Proposed Employer**” and “**Principal Place of Practice**” sections, please provide your prospective employer details.
(Date Joined is not mandatory)

Activity Status as a Nurse

Activity Status	Description
Working Full-time in Singapore	Working Full-time in Singapore as a Nurse/Midwife or in a position that requires a trained Nurse/Midwife.
Working Part-time in Singapore	Working Part-time in Singapore as a Nurse/Midwife or in a position that requires a trained Nurse/Midwife.
Working in other fields in Singapore	Working in a non-nursing position in Singapore either in Healthcare or non-Healthcare related places
Residing in Singapore, but not working	Residing in Singapore but not working.
Working Full-time Overseas	Working Full-time Overseas as a Nurse/Midwife or in a position that requires a trained Nurse/Midwife.
Working Part-time Overseas	Working Part-time Overseas as a Nurse/Midwife or in a position that requires a trained Nurse/Midwife.
Working in other fields Overseas	Working in a non-nursing position Overseas either in Healthcare or non-Healthcare related places
Residing Overseas, but not working	Residing Overseas but not working.



Submission of Your Documents

The screenshot shows the Singapore Nursing Board website interface. At the top, the Singapore Government logo and the Singapore Nursing Board logo are visible. The navigation bar includes links for Contact, Feedback, Sitemap, Change Password, and Logout. The user is logged in, with a welcome message and a last successful login timestamp. The main navigation menu is on the left, with 'Documents' highlighted. The 'Documents' tab is circled in red, with a red arrow pointing to the 'Application for Registration' section. The 'Application for Registration' section contains a 'Note' with instructions on file formats and sizes, and a 'Mandatory Documents' table with three rows for document uploads.

Singapore Government
Integrity • Service • Excellence
Contact | Feedback | Sitemap

Singapore Nursing Board

Welcome Ms [redacted] (Last successful login: 04/12/2024 10:23:54 AM)

Change Password | Logout

Instruction Personal Qualifications Employment **Documents** Declaration Confirmation Payment Acknowledgement

Application for Registration

Note:

- File must be in JPEG(.jpg or .jpeg), PDF (.pdf).
- Each file size must not exceed 1MB
- For Photograph, the dimensions must be 400 by 514 pixels

Mandatory Documents

Document Title	Recent Color Photograph against White Background
*Upload Document	<input type="button" value="Choose File"/> No file chosen <input type="button" value="Attach"/>
Document Title	NRIC or Passport & Work Pass or Student Pass
*Upload Document	<input type="button" value="Choose File"/> No file chosen <input type="button" value="Attach"/>
Document Title	Official Transcript (Nursing Education)
*Upload Document	<input type="button" value="Choose File"/> No file chosen <input type="button" value="Attach"/>



Documents Required

- a) Passport photograph (must meet requirements)
- b) NRIC
- b) For non-Singaporean/ Singapore PR: Student Pass/Fin No. and Passport is required
- c) Transcript of Nursing Education from Education Institution

Note:

- 1) Photographs must be 400 x 514 pixels.
- 2) Direct colour-scanned documents of at least 300 dpi are preferred. Grayscale copies (at least 300 dpi) are also acceptable.
- 3) Copies of documents submitted must be clear and all pages of documents must be seen and not cropped.
- 4) Each document must be within 1 MB. If size exceed this, please scan this in a lower resolution. Otherwise, you may upload documents separately and to tag each document correctly, e.g. "Training Transcript-1", "Training Transcript-2" etc.



Passport photograph

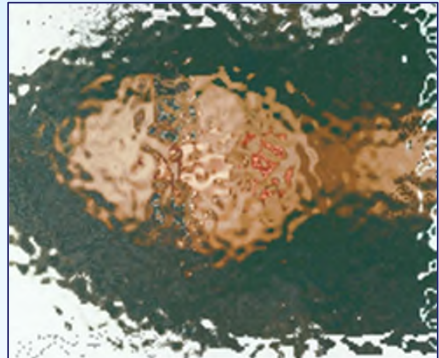
Incomplete photo



Wrong size



Wrong orientation



Blur/ Not clear/
Inappropriate pose



DECLARATIONS BY APPLICANT

Declarations by Applicant

Please answer all questions. If you have answered "yes" to any of the questions, please provide full details in a separate document and upload supporting documents at the "Documents" tab, where applicable.

- 1 Have you been:
 - a) convicted by any court of law whether in Singapore or elsewhere, of any offences?
 No Yes
 - b) the subject of adverse finding(s) in proceedings before any professional body or tribunal whether in Singapore or elsewhere?
 No Yes
- 2 Are you currently or have you ever been the subject of any proceedings, inquiry or investigation, by any authority/institution (including educational institution*), professional or regulatory body, licensing or health authority, the police, or any other law enforcement agency, in Singapore or elsewhere, the subject matter of which may give rise to concerns relating to professional misconduct, your professionalism and/or your behaviour which may affect your suitability and fitness to practise in the profession?

**examples of concerns that could arise during your education include cheating, plagiarism, theft, falsifying documents, reports or records, assault, harassment and drug or sexual offences*
 No Yes
- 3 Are you currently or have you ever been the subject of an inquiry or proceedings by a professional body, Health Authority or court of law in Singapore or elsewhere, involving or relating to any physical or mental illness suffered by you?
 No Yes
- 4 Have you ever suffered or are you suffering from any physical or mental illness or any other condition which may impair your fitness to practise as a nurse/midwife?
 No Yes



DECLARATIONS BY APPLICANT

- 5 Are you currently undergoing psychiatric treatment?
 No Yes
- 6 Have you ever applied for registration with SNB?
 No Yes
- 7 If you are performing Exposure Prone Procedures (EPP) ([Annexes](#)), it is MOH's policy that you should know your BBD status due to the risk of transmission during such procedures. All healthcare workers who have been diagnosed with BBD should declare their status to their respective Professional Boards/ Councils. Healthcare workers with BBD should not perform EPP.
- a) Are you practising any exposure prone procedures (EPP)?
 No Yes
- b) Are you aware that you are a carrier of any blood-borne diseases (BBD) such as Hep B, Hep C or HIV?
(Please select "Yes" only if you are carrier of BBD)
 No Yes
-
- I declare that the particulars stated in this application and the documents attached are true, correct and complete and the information contained herein remains true, correct and complete to date. I undertake to inform SNB of any data discrepancy (e.g. inaccurate/outdated data) and I am aware that I may be asked to provide more information to the SNB, if necessary. To the best of my knowledge and belief, I have not withheld any material fact.
- I acknowledge that the SNB reserves all rights to withhold registration or to remove my name from the appropriate register and/or take any action it deems fit, if any of the above information or documents tendered are subsequently found to be false. I am aware that I may be liable to be prosecuted under section 30(a) of the Nurses and Midwives Act (NMA) for knowingly making any false or fraudulent declaration or representation, whether in writing or otherwise to the SNB. I also understand and give my consent for the SNB to make any enquiries or to obtain any information & documents which it may require to verify my qualifications and fitness to practise.



DECLARATIONS BY APPLICANT

- I acknowledge that the SNB reserves all rights to receive, collect and/or transmit the above personal data to other authorities or agencies if required to do so for the purpose of carrying out its duties under the Nurses and Midwives Act (NMA) and/or for compliance with any other Acts and subsidiary legislations. I also acknowledge that SNB is not liable for any damage or loss caused to me in the course of my using the Professional Registration System (PRS) due to data errors in the personal data I provide. The personal data collected will be kept in the strictest confidence and access restricted only to authorised persons. To safeguard all personal data, all electronic storage and transmission of personal data are secured through appropriate security technology.
- I agree to allow this application including all of the information contained, and declarations set out, in this application to be accessed by prospective employer.

Save as Draft

Proceed

Confirmation Page – Confirm your details

Singapore Nursing Board

Welcome ABC (-)

[Change Password](#) | [Logout](#)

Instruction | Personal | Qualifications | Employment | Documents | Declaration | **Confirmation** | Payment | Acknowledgement

Application for Registration

Registration Details

I am also trained in other profession -

Type of Register / Roll Registered Nurse

Particulars Of Applicant

Identification Type	NRIC
Identification No.	S9119686G
Salutation	Miss
Full Name as shown in NRIC/FIN/Passport	ABC
Surname / Family Name	ABC
Preferred Order of Name	-
Name in Chinese Character	-
Gender	Female
Race	Chinese
Date of Birth	01/01/1990
Nationality	SINGAPORE CITIZEN
Country/Place of Birth	Singapore
Marital Status	Married
Religion	Buddhism
Patient Contact (For Medical Doctors only)	-
Year Obtained Citizenship	-
Other Nationality	-
Residential Status (for non-Singapore Citizen)	-

Confirmation Page



Application For Registration/Enrolment



Singapore Nursing Board

Welcome ABC (-)

Singapore Government
Integrity • Service • Excellence
[Feedback](#) | [Sitemap](#)

[Change Password](#) | [Logout](#)

Payment of
Application Fees
first

- Application
- » [Enquire Applications](#)
- » [Registration](#)
- » [APN Certification](#)

[Instruction](#) [Personal](#) [Qualifications](#) [Employment](#) [Documents](#) [Declaration](#) [Confirmation](#) **Payment** [Acknowledgement](#)

Application for Registration

Please note that the following fee(s) paid will not be refundable.
If you encounter any problems making payment, please try again later. Your application will be saved as Draft in the Enquire Applications.

Fee Type	Unit Price (SGD)	Quantity	Amount Due (SGD)
Application Fee for Locally Trained Nurses	30.00	1	30.00

Application Fees (for locally trained): S\$30

Acceptable online payment options are via Credit/ Debit Card:

i. Acceptable Credit Cards (VISA and MasterCard ONLY)

Note: American Express (Amex), Diners Club and JCB Credit Cards are NOT accepted.

ii. Acceptable Debit Cards (Visa Electron Debit Cards and MasterCard ONLY)



TOTAL FEES

		EN	RN
1)	Application Fee (online payment)	\$30	\$30
2)	Enrolment/ Registration Fee*	\$30	\$30
3)	Practising Certificate (PC) Fee*	\$35	\$55
	TOTAL	\$95	\$115

* Enrolment/ Registration Fee and PC Fee are to be paid only upon approval.

Application For Registration

The screenshot shows the Singapore Nursing Board website. At the top left is the logo and the text "Singapore Nursing Board". At the top right is the Singapore Government logo with the tagline "Integrity • Service • Excellence" and links for "Contact", "Feedback", and "Sitemap". Below the logo, it says "Welcome ABC (-)". A navigation bar contains tabs for "Instruction", "Personal", "Qualifications", "Employment", "Documents", "Declaration", "Confirmation", and "Payment". The "Acknowledgement" tab is selected and highlighted in blue. A red oval highlights the word "Acknowledgement" in green text. Below the navigation bar, the page title is "Application for Registration". The main content area contains the following text: "Please be informed that your application for registration has been submitted to Singapore Nursing Board on 22/01/2014. Please print / save a copy of this acknowledgement for your reference." Below this, the application number "Your application no. is SNB-20140122-0010-REG." is displayed in a red-bordered box. A red arrow points from this box to a larger red-bordered box containing the instruction: "Please refer to this Application number when checking the status of your application or when making enquiries." Below this instruction, it says "For enquiries, you may email SNB@spb.gov.sg quoting your full name and application number." There is also a "Print" button and a "Rate this service" link.

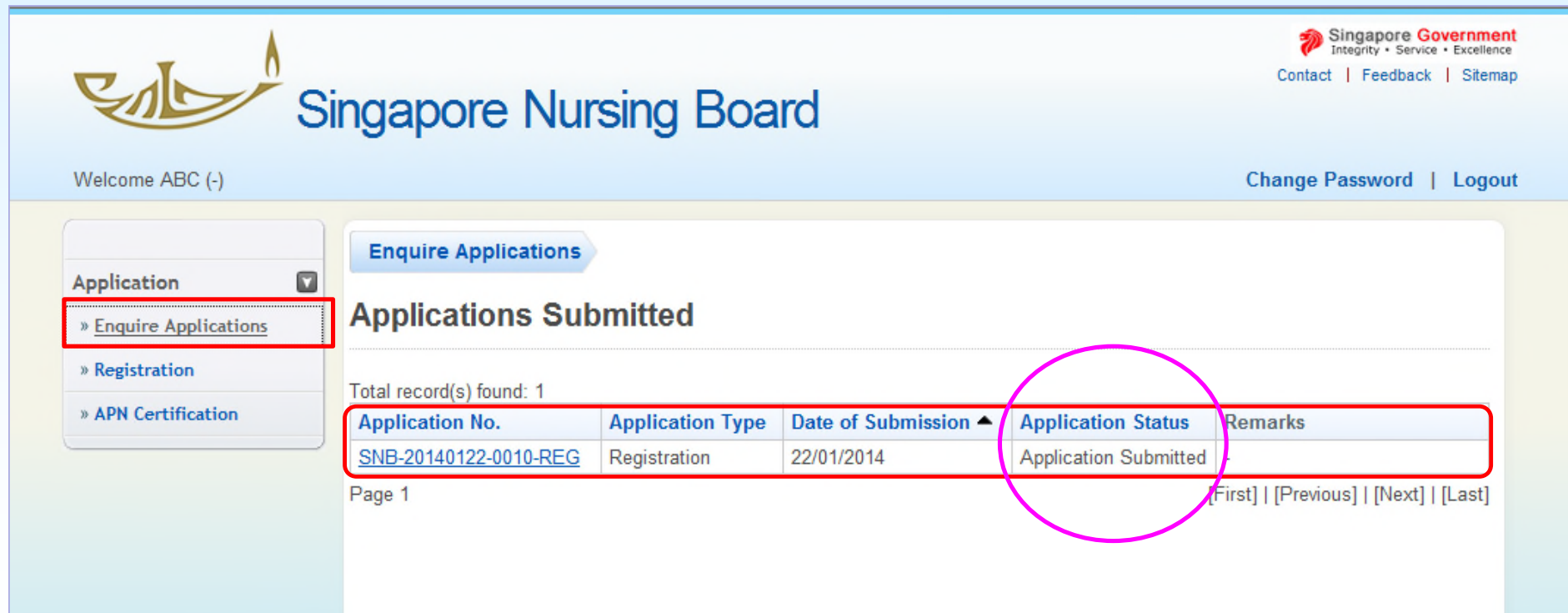
Please refer to this Application number when checking the status of your application or when making enquiries.

For enquiries, you may email SNB@spb.gov.sg quoting your full name and application number.



“Enquire Application”

- Select “Enquire Application” if checking the status of your application.



Singapore Government
Integrity • Service • Excellence
Contact | Feedback | Sitemap

Singapore Nursing Board

Welcome ABC (-) [Change Password](#) | [Logout](#)

Application

- » **Enquire Applications**
- » Registration
- » APN Certification

Enquire Applications

Applications Submitted

Total record(s) found: 1

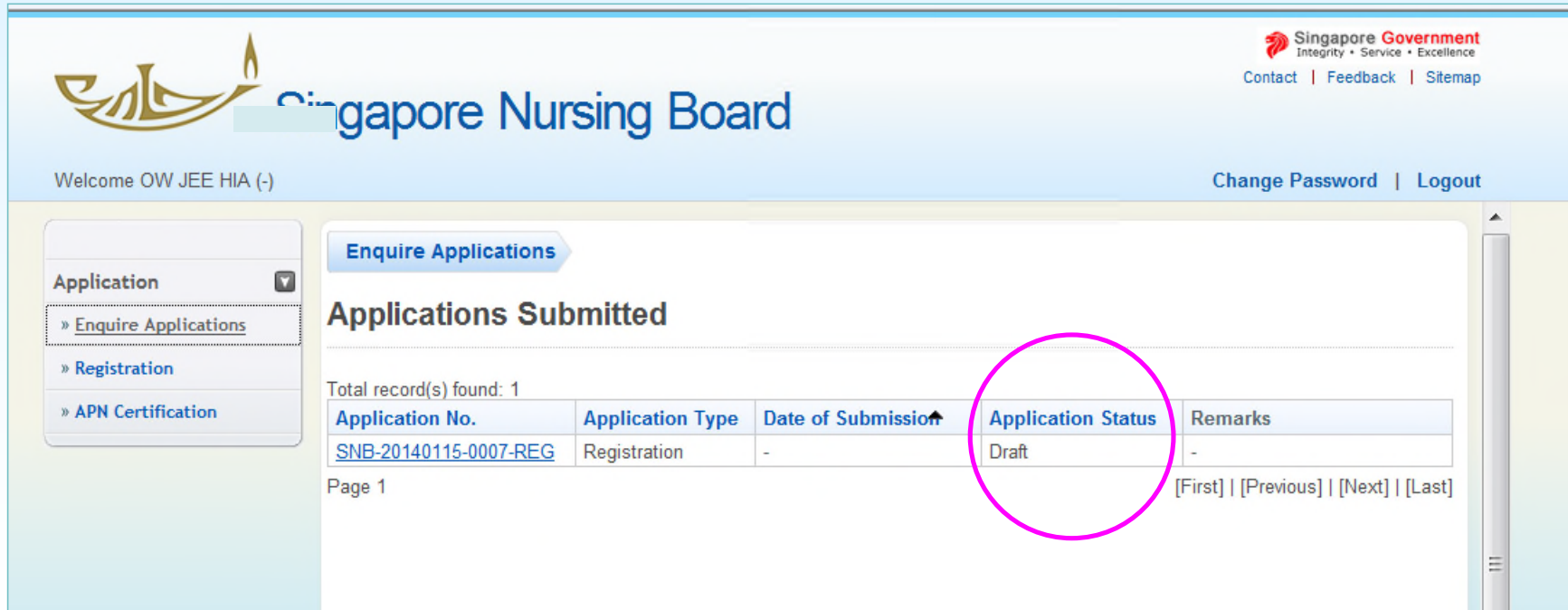
Application No.	Application Type	Date of Submission ▲	Application Status	Remarks
SNB-20140122-0010-REG	Registration	22/01/2014	Application Submitted	

Page 1 [First] | [Previous] | [Next] | [Last]



Draft Applications

- Draft applications can be retrieved at any time using the same login ID and password. Draft applications are only available for 60 days.



The screenshot displays the Singapore Nursing Board website interface. At the top, the logo and name 'Singapore Nursing Board' are visible, along with the Singapore Government logo and navigation links for 'Contact', 'Feedback', and 'Sitemap'. The user is logged in as 'OW JEE HIA (-)' and has options for 'Change Password' and 'Logout'. A sidebar on the left contains a menu for 'Application' with options for 'Enquire Applications', 'Registration', and 'APN Certification'. The main content area is titled 'Enquire Applications' and 'Applications Submitted'. It shows a table with one record, where the 'Application Status' is 'Draft', highlighted by a pink circle. The table columns are 'Application No.', 'Application Type', 'Date of Submission', 'Application Status', and 'Remarks'. Below the table, there are pagination controls: 'Page 1', '[First]', '[Previous]', '[Next]', and '[Last]'. The 'Application Status' column header and the 'Draft' value are circled in pink.

Application No.	Application Type	Date of Submission	Application Status	Remarks
SNB-20140115-0007-REG	Registration	-	Draft	-

SNB's contact information

Singapore Nursing Board

Website: www.snb.gov.sg

Email: SNB@spb.gov.sg

Thank You